


Kindergarten

Homework Planner for the week of 11/18 to 11/22 Due Friday 11/22

*Packets will go home each Friday and will be due back by the following Friday. Please see the back for your child's special schedule and list of sight words introduced so far.

| | |
|---|---|
| <p>Monday 11/18 – Day 1</p> <ul style="list-style-type: none">◇ Read or be read to for 10 minutes◇ <u>Practice High Frequency Words</u> |  <h3>Written Homework</h3> <ul style="list-style-type: none">◇ Handwriting practice: Letters d, s Please use pencil on all homework◇ Sweet Treats: Beginning Addition◇ Number Writing Practice◇ Turkey Disguise Project: Due Monday November 18th <p>Please put your name on all worksheets to be handed in.</p> <p><u>Do Not</u> hand this planner in. Please keep it at home for your reference.</p> |
| <p>Tuesday 11/19 – Day 2</p> <ul style="list-style-type: none">◇ Read or be read to for 10 minutes◇ <u>Practice High Frequency Words</u> | |
| <p>Wednesday 11/20- Day 3 (Half Day)</p> <ul style="list-style-type: none">◇ Read or be read to for 10 minutes◇ <u>Practice High Frequency Words</u> | |
| <p>Thursday 11/21 – Day 4 (Half Day)</p> <ul style="list-style-type: none">◇ Read or be read to for 10 minutes◇ <u>Practice High Frequency Words</u> | |
| <p>Friday 11/22 – Day 5 (Half Day)</p> <ul style="list-style-type: none">◇ Read or be read to for 10 minutes◇ <u>Practice High Frequency Words</u> | |

like

Reminders:

- Permission slip and payment for our field trip to the movies is past due. Please send ASAP.
- Save the Date: Thursday, December 5th is Barnes and Noble Night (this is optional)
- Save the Date: Wednesday, December 18th 9:30 am Kindergarten Mini-Concert

Specials Schedule

Kirsch

Day 1 & 4 Gym
Day 2 & 5 Art
Day 3 & 6 Music
Day 5 Library

Leveque

Day 1 & 4 Art
Day 2 & 5 Music
Day 3 & 6 Gym
Day 2 Library

Wilson

Day 1 & 4 Music

Day 2 & 5 Gym
Day 3 & 6 Art
Day 3 Library

Library books are do back in school on or before your child's library day. Students will not get a new book if the old book has not been returned.

Don't forget your sneakers on Gym day!

High Frequency Words

| |
|---------------|
| Unit 1 |
| * a |
| *me |
| *the |
| * I |
| *like |
| my |
| |
| |
| |
| |
| |
| |
| |

***indicates the word has been introduced in class and students should be practicing the word at home**

Name: _____

Homework

Directions: Trace over the first letter. Write the letter again 5 times.

Handwriting practice lines for the letter 'd'. The first row shows a large 'd' on a set of three lines (top, middle dashed, bottom). To the left of the 'd' are four small illustrations: a sun, a bird, a caterpillar, and a frog. Below this row are two more rows of empty handwriting lines for practice.

Letter Formation for d

d is a plane line round letter.

It starts on the (plane line) just like a c.

Diagram showing the stroke order for writing the letter 'd'. A dot on the middle dashed line is labeled '1'. An arrow points from the dot to the right, labeled '2'. From the end of the arrow, an arrow points up to the top line, labeled '3'. From the top of the stem, an arrow points down to the bottom line, labeled '4'. The final result is a lowercase 'd'.

1. Point to the plane line.
2. Go back, down and around to the grass line,
3. all the way back up to the sky line.
4. Trace back down to the grass line.

Letter Formation for s

s is a plane line round letter.

It starts on the (plane line) just like a c.


Diagram showing the stroke order for writing the letter 's'. A dot on the middle dashed line is labeled '1'. An arrow points from the dot to the right, labeled '2'. From the end of the arrow, an arrow curves down and back up to the middle dashed line, labeled '3'. The final result is a lowercase 's'.

1. Point to the plane line.
2. Trace back and it curves in,
3. and goes back again and lands on the grass line.

Name _____

Beginning addition

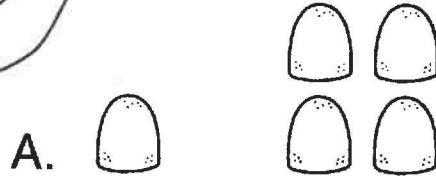
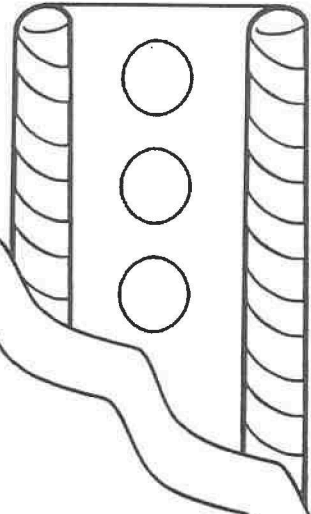
Sweet Treats



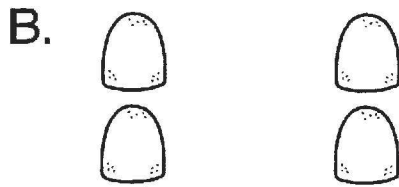
Count.



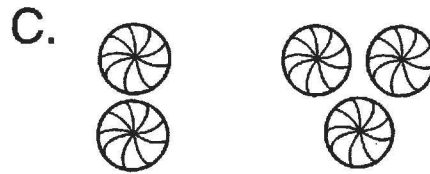
Write.




_____ and _____ is _____.



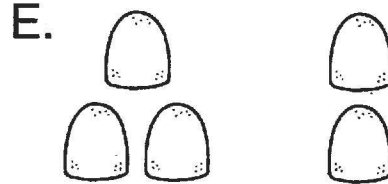
_____ and _____ is _____.



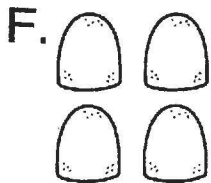
_____ and _____ is _____.




_____ and _____ is _____.



_____ and _____ is _____.



_____ and _____ is _____.



_____ and _____ is _____.

Bonus: I have 3 red  and 4 yellow . How many  do I have altogether?

Handwriting Numbers 1-5

Name: _____

